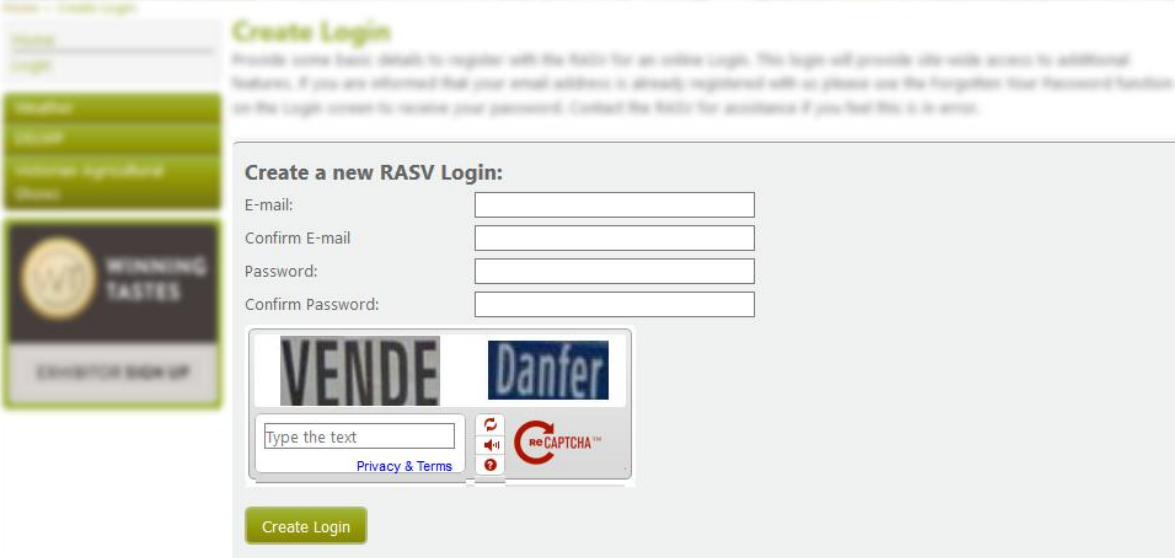


Australian Sheep and Wool Show Exhibitor Portal Quickstart Guide

Welcome to the Australian Sheep and Wool Show online entry portal. This guide will take you through the steps for entering the Australian Sheep and Wool Show online.

Create a logon

Navigate to the Australian Sheep and Wool Show website (www.sheepshow.com). If you have not previously received an email including your password from austsheepshow@rasv.com.au, select **Create Login** from the top right hand side of the screen.



The screenshot shows the 'Create Login' page. On the left is a navigation menu with options like 'Home', 'About Us', 'Contact Us', 'FAQ', 'Privacy Policy', and 'Terms & Conditions'. Below the menu is a 'WINNING TASTES' award logo and an 'EXHIBITOR SIGN UP' button. The main content area is titled 'Create Login' and contains a form with the following fields: 'E-mail:', 'Confirm E-mail', 'Password:', and 'Confirm Password:'. Below the form is a CAPTCHA challenge with the text 'VENDE Danfer' and a 'Type the text' input field. A 'Create Login' button is at the bottom of the form. A small 'Privacy & Terms' link is also visible.

- You will need to enter in your contact information and **Continue**.
- You will be sent an email to activate your account that you must action prior to proceeding with your entry.

Create an Entry

Before you begin

Please ensure you have relevant Health Statements scanned and your Visa or MasterCard available for payment.

- From the Menu, select **Competitions**, and **Fleece/Sheep Entries**.
- Select **Enter Online**.

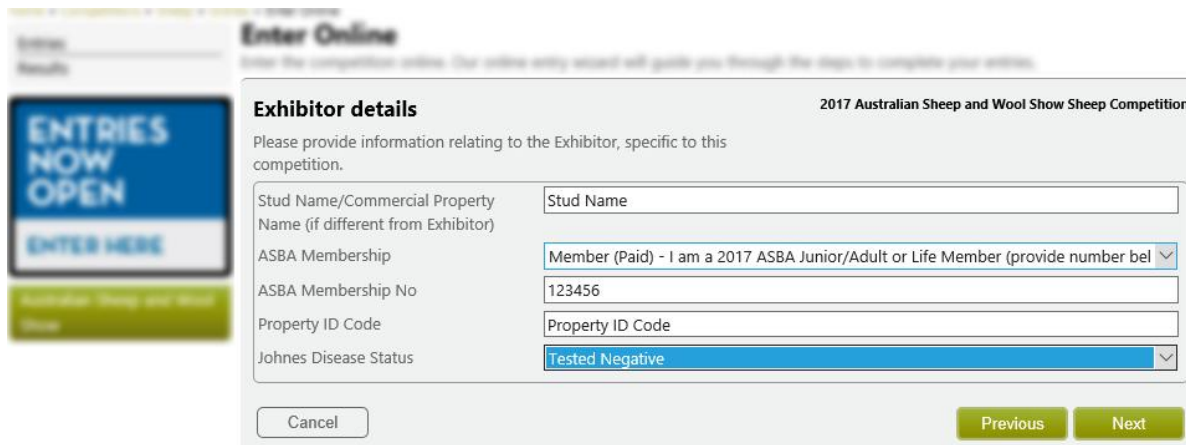
People you manage

You may enter using your name, or if you are entering on behalf of someone else, a syndicate or business not listed, select **New Exhibitor**. Alternatively select the relevant exhibitor name.

Australian Sheep and Wool Show Exhibitor Portal Quickstart Guide

Please complete the following information as requested:

1. Exhibitor details



The screenshot shows the 'Enter Online' portal for the 2017 Australian Sheep and Wool Show Sheep Competition. A sidebar on the left contains a blue box with the text 'ENTRIES NOW OPEN' and a green button labeled 'ENTER HERE'. The main content area is titled 'Exhibitor details' and includes the following fields:

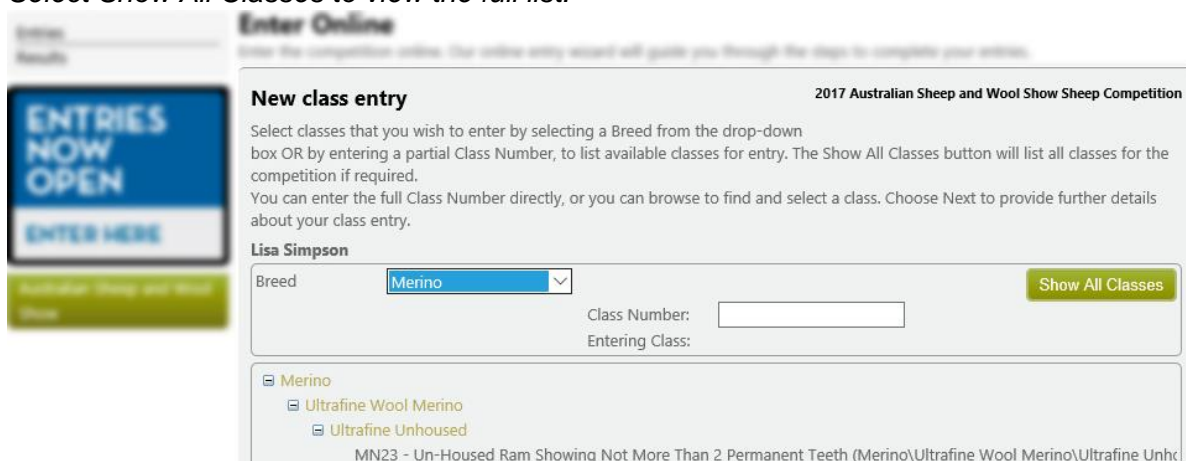
- Stud Name/Commercial Property Name (if different from Exhibitor): Stud Name
- ASBA Membership: Member (Paid) - I am a 2017 ASBA Junior/Adult or Life Member (provide number below)
- ASBA Membership No: 123456
- Property ID Code: Property ID Code
- Johnes Disease Status: Tested Negative

Navigation buttons include 'Cancel', 'Previous', and 'Next'.

2. Select the class you want to enter.

Sheep Exhibitors, after selecting your breed, a class selection list will appear.

Select Show All Classes to view the full list.



The screenshot shows the 'Enter Online' portal for the 2017 Australian Sheep and Wool Show Sheep Competition. A sidebar on the left contains a blue box with the text 'ENTRIES NOW OPEN' and a green button labeled 'ENTER HERE'. The main content area is titled 'New class entry' and includes the following fields:

- Breed: Merino
- Class Number: [Empty field]
- Entering Class: [Empty field]

A 'Show All Classes' button is visible. Below the form, a list of classes is shown, including 'Merino' and 'Ultrafine Wool Merino'.

3. Review the class entry conditions.

4. Complete details of your class entry.

5. Review your class entry publication details.

This is how your information will appear in the catalogue.

6. Upload health declarations (Sheep exhibitors only).

Repeat steps 2-5 to add more class entries.

*Once all of your class entries have been added, select **I have completed all of my class entries** and **Next**.*

Australian Sheep and Wool Show

Exhibitor Portal Quickstart Guide

Facilities

Complete additional facility requirements such as camping, guest tickets etc. and select **Next**.

Bank payee information (Sheep exhibitors only)

Your bank payee information will be used to credit any prizemoney directly to your account.

Terms and Conditions

You must tick the checkbox at the bottom of the page to accept the terms of the competition before you can complete your entries.

Confirmation

Review all details. If you need to update select **Previous**.

*If you have confirmed all details are correct, select **Next** and then **Add to Cart** to commence payment.*

Payment

To continue select **Pay now** and enter your credit card details.

If you choose to defer payment, you must pay prior to the entry closure date to ensure your entry is accepted.

You will receive a confirmation email after the payment is processed and your entry has been accepted.

Contact Us

For assistance using the Australian Sheep and Wool Show online entry portal, please contact austsheepshow@rasv.com.au